


# PH 4½-4 Glass Pendant

PH 4½-4 Glass Pendant - 5741086430

The fixture is designed based on the principle of a reflective three-shade system, which directs the majority of the light downwards. The shades are made of mouth-blown opal three-layer glass, which is glossy on top and sandblasted matt on the underside, giving a soft and uniform light distribution.



## Poul Henningsen

The very influential Danish designer, architect, writer, and cultural critic, Poul Henningsen (1894-1967), has had a huge impact on Danish thinking and design. His legacy is an integrated part of Louis Poulsen's endeavor to shape light.



## Product info

### Mounting

Suspension type: Cable 3x0,75mm<sup>2</sup> & wire. Canopy: Yes. Cable length: 3m.

### Finish

High lustre chrome plated. White opal glass.

### Materials

Shades: Mouth-blown matt white opal glass. Anti-glare disc: Purple, spun aluminium. Suspension: High lustre chrome plated, extruded aluminium.

### Sizes and weights

Width x Height x Length (mm) | 450 x 410 x 450 Max 5.0 kg

### Class

Ingress protection IP20. Electric shock protection I w. ground.

### Specification notes

The innovation of light sources is ongoing. Consequently we only inform about the max. wattages. On [www.louispuolsen.com](http://www.louispuolsen.com) we update a list of recommendable light sources.

### Light source

1x70W E27



## Product family



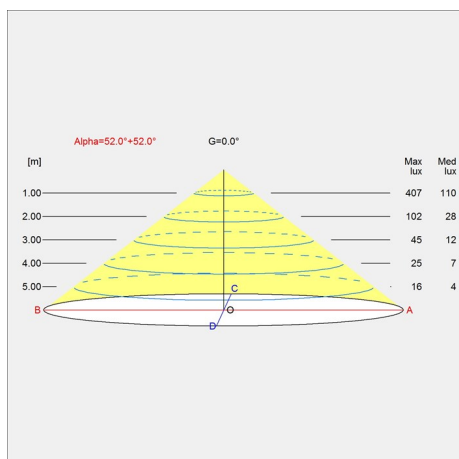
PH 4½-3½ Glass Table



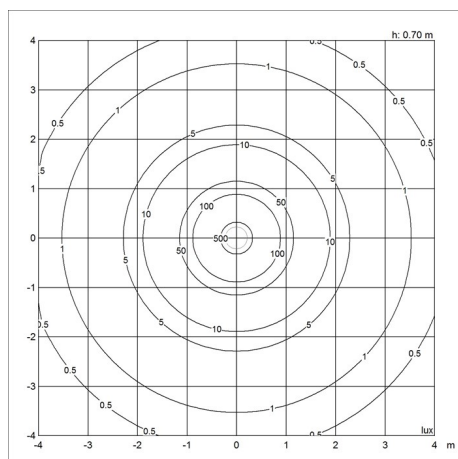
PH 4½-3½ Glass Floor

# Light distribution diagrams

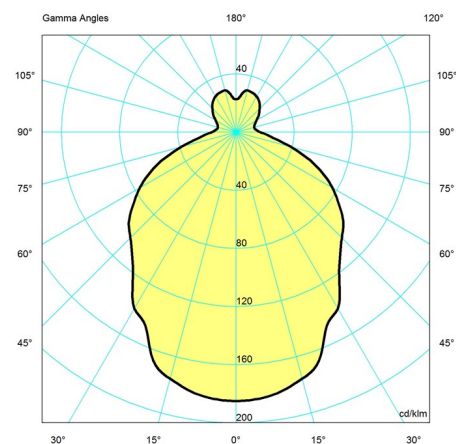
## Cartesian



## Isolux



## Polar



## Spare parts & accessories

### Product

Canopy Black 2-part tophat®  
 PH 4½-4 glass Pendant top shade  
 PH 4½-4 glass Pendant middle shade  
 PH 4½-4 glass Pendant lower shade  
 PH 4½-4 glass Pendant lower bowl  
 Finger screw SS M3X12 (3pcs) lower  
 Finger screw MCP M3X11 (3pcs) lower

### Variant number

5749329021  
 5741481200  
 5741481213  
 5741481226  
 5741481239  
 5744610528  
 5744611158

## Data specifications

Colour	High lustre chrome plated	Length	450
Width	450	Height	410
Built-in Height	-	IP class	20
Class	I	Net Weight	5.0
Standby (W)	-	Power Factor (P = 100 % / P = 50 %)	-

**PH 4½-4 Glass Pendant****1x70W E27**

Inrush Current	-
Kelvin	-
SDCM	-
Watt	-
Light control	-
UGR Transversal / Axial	<b>15.4/15.4</b>
Driver life	-

Light source	-
CRI	-
Lumen	-
Efficacy	-
Min. Dim Level (%)	-
L80B50 (hours)	-