


PH 2/1 PENDANT

The fixture is designed based on the principle of a reflective three-shade system, which directs the majority of the light downwards. The shades are made of mouth-blown opal three-layer glass, which is glossy on top and sandblasted matt on the underside, giving a soft and uniform light distribution.



Poul Henningsen

The very influential Danish designer, architect, writer, and cultural critic, Poul Henningsen (1894-1967), has had a huge impact on Danish thinking and design. His legacy is an integrated part of Louis Poulsen's endeavor to shape light.



Product info

Mounting

3 m. Cord.
Canopy included.

Finish

Brass metallised, black metallised or high lustre chrome plated. White opal glass.

Materials

Shades: Mouth-blown white opal glass. Suspension: Brass metallised, black metallised or high lustre chrome plated, spun aluminium.

Sizes and weights

width x Height x Length (mm) | 200 x 140 x 200 Max 1.6 kg

Class

Ingress protection IP20. Electric shock protection II w/o ground.

Specification notes

The innovation of light sources is ongoing. Consequently we only inform about the max. wattages. On www.louispoulsen.com we update a list of recommendable light sources.

Light source

1x20W E14



Related products



PH 3/2 Academy



PH 3 1/2-3 Metal Pendant



PH 5



Doo-Wop Pendant



PH 4 1/2-4 Pendant



Moser Pendant



PH 2/1 Stem Fitting



PH 4/3 Pendant



Toldbod Pendant



Wohlert Pendant



Toldbod Glass Pendant



PH 3/2 Pendant



PH 3½-3 Pendant



PH 5 Mini



VL Ring Crown 1 Pendant



VL 45 Radiohus Pendant



PH 5 Retake



PH 3½-3 Pale Rose Brass Pendant



PH 5/5 Pendant



PH 3/3 Pendant



VL 56 Pendant



VL 45 Radiohus Pale Rose Pendant



PH 1/1 Chandelier Centenary Edition



PH 3/3 Aged Brass Opal Pendant



FJ Elements Pendant

Product variants

Colour	Cable type	Light source
<ul style="list-style-type: none"> <input type="radio"/> Black metallised <input type="radio"/> Brass metallised <input type="radio"/> High lustre chrome plated 	<ul style="list-style-type: none"> Black textile cord White textile cord 	<ul style="list-style-type: none"> 1x20W E14

Product description

Suspended glass luminaire.
Iconic design.
Part of a wide family of multiple sizes.

Mounting

Can be mounted on 4" octagonal junction box. (USA only)

Light description

Glare free, symmetric distribution.
Glow in mouth-blown glass
Downward directed light from glass shades
Diffuse light from opal glass shades

Design

Poul Henningsen

Material

Shades: opal, mouth-blown glass, 2mm (0.08") thick, sandblasted interior for diffuse light distribution.
Stem of high lustre chrome plated aluminum above glass.
Socket: Porcelain, candelabra base for G16. 5, frosted envelope lamps.
Socket position is adjustable to allow correct lamp position and fixture illumination.
Canopy: 5.3" diameter x 0.9" tall cone of spun aluminum.
Cable: black PVC coated, 12 ft. (USA)

Weight

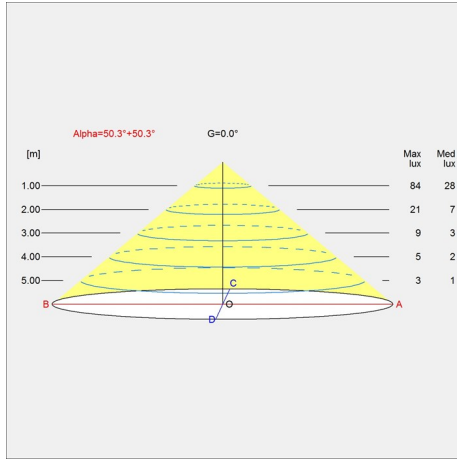
Min: 1.4 kg Max: 1.6 kg

Finish

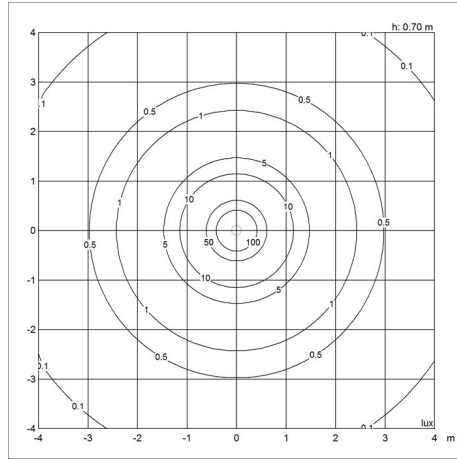
Black metallised, Brass metallised, High lustre chrome plated

Light distribution diagrams

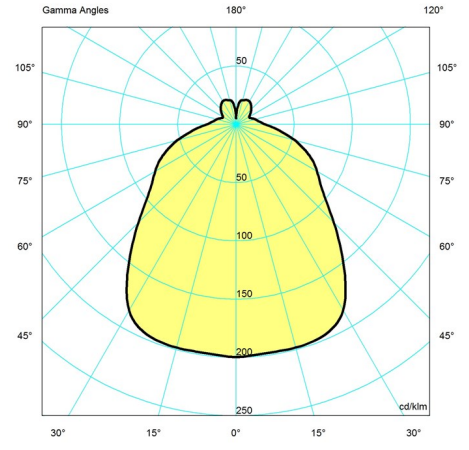
Cartesian



Isolux



Polar



Spare parts & accessories

Product	Variant number
Tophat 2-part canopy@ White	5749329034
PH 2/1 / PH 1/1 Pendant/Table/Wall middle shade glass Opal	5741084940
PH 2/1 Pendant/Table/Wall lower shade glass Opal	5741084953
PH 2/1 Table/Pendant/Wall spring holder with springs	5741086333
Tophat 2-part canopy@ Black	5749329021
PH 2/1 Pendant top shade glass Opal	5741084898