


AJ FLOOR

The fixture emits downward directed light. The angle of the screen can be adjusted approximately 90 degrees up and down to optimize light distribution. The shade is painted white on the inside to ensure a soft comfortable light.



Arne Jacobsen

Arne Jacobsen was born and raised in Copenhagen. In 1927, he graduated as an architect from the Royal Danish Academy of Fine Arts in Copenhagen. After graduating, he obtained his first job at the office of the City Architect of Copenhagen launching his own office only two years later.



Carl Hansen & Son Showroom



Sparekassen Vendsyssel

Product info

Mounting

Cable type: Plastic cord with plug. Cable length: 2.4m. Light control: On/Off switch on cord.

Finish

White, Black, Pale Petroleum, Warm Sand, Soft Lemon, Electric Orange, Dusty Blue, Warm Grey, Stainless Steel Polished.

Materials

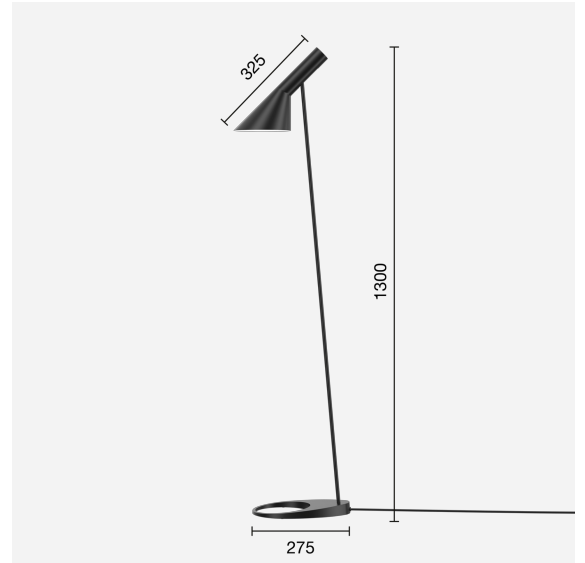
Shade: Spun steel or stainless steel. Base: Die cast zinc or stainless steel. Stem: Steel or stainless steel.

Class

Ingress protection IP20. Electric shock protection II.

Light source

Max. diameter: 55 mm




Related products




AJ 50 Wall



AJ Table



AJ Wall



AJ Mini Table



AJ Royal



AJ Garden Bollard



AJ Oxford Table Lamp



AJ Mini Anniversary Edition

Product variants

Colour	Cable type	Light source
<input checked="" type="radio"/> Black	Black cord	-
<input type="radio"/> Dusty blue	White cord	1x20W E27
<input type="radio"/> Electric orange		
<input type="radio"/> Pale petroleum		
<input type="radio"/> Soft lemon		
<input type="radio"/> Stainless steel polished		
<input type="radio"/> Warm grey		
<input type="radio"/> Warm sand		
<input type="radio"/> White		

Product description

Terse and iconic design
A semi-conical fixture head.
An arm fixed to a round mounting box holds the fixture head.
Fixture head pivots to direct light as needed.
Different colour variants.
Is a member of a product family for both outdoor and indoor

Mounting

Portable fixture plugs into standard wall outlet.

Light description

The fixture emits glare free, directed light.
Combined direct and indirect light ensures directed light with soft shadows
The shade is painted white on the inside to ensure a soft comfortable light distribution.

Design

Arne Jacobsen

Material

Fixture head and wall box: spun steel, 1.5mm (0.06") thick, wet painted.
Arm: extruded steel, 1.5mm (0.06") thick, wet painted.
Base: cast zinc plated steel, 1.5mm (0.06") thick.
Switch: on/off, phenolic, on cord.
Socket: Porcelain, medium base for A-19, frosted envelope lamps.

Weight

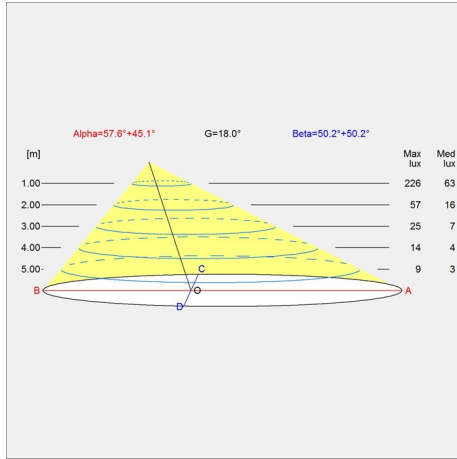
Min: 3.329 kg Max: 3.596 kg

Finish

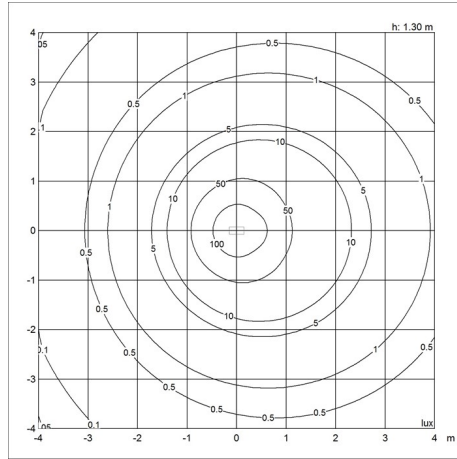
Black, Dusty blue, Electric orange, Pale petroleum, Soft lemon, Stainless steel polished, Warm grey, Warm sand, White

Light distribution diagrams

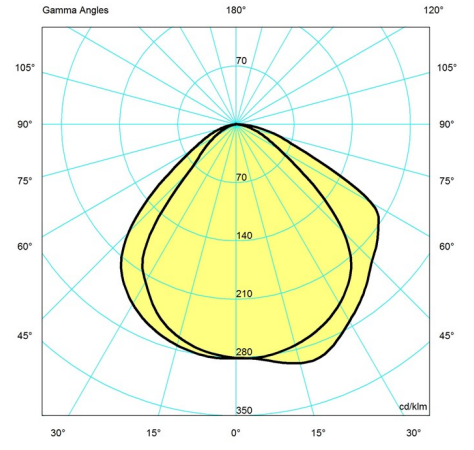
Cartesian



Isolux



Polar



Spare parts & accessories

Product	Variant number
Black foot switch	5717000000
White foot switch	5717000013