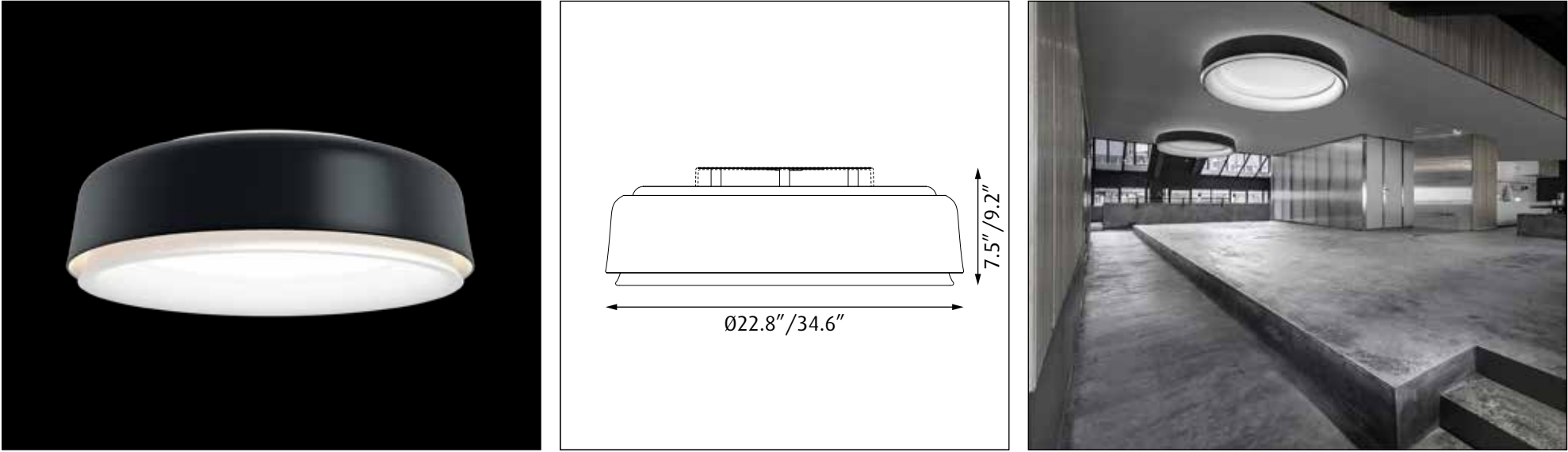



LP Grand 22.8" & 34.6" Ceiling & 22.8" Wall

louis
poulsen

Design Christian Flindt




Light source		Voltage	Weight	Electric shock protection	Ingress protection
LED		120-277V/50-60Hz	Ø22.8": 11.0 Lbs Ø34.6": 28.7 Lbs	Cl. I	IP 20

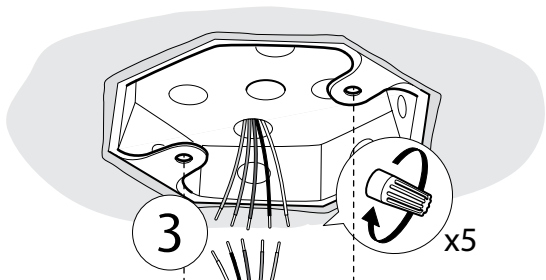
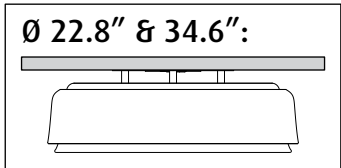
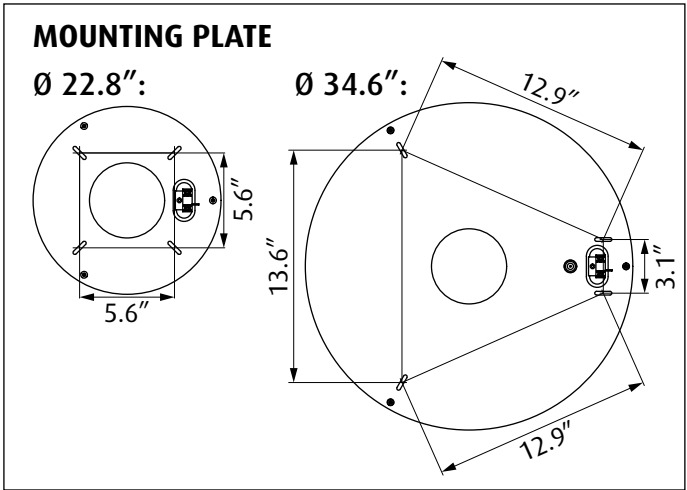
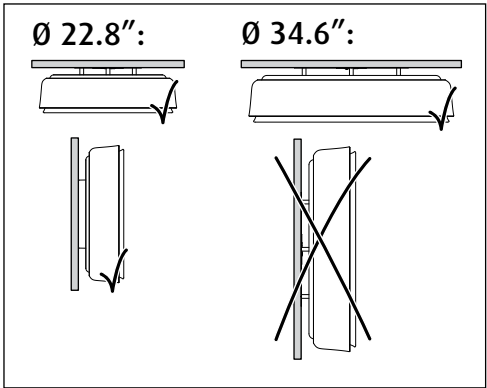
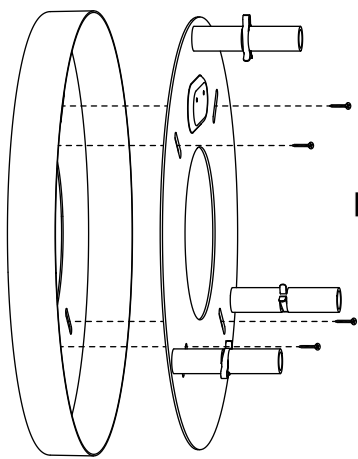
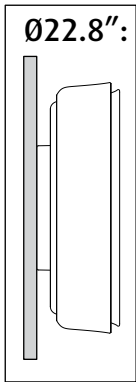
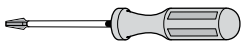
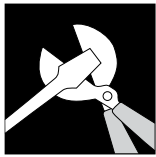
Recommended cleaning substances:
Wipe off dust with a dry, soft cloth. Remove greasy spots etc. with a soft cloth dampened in lukewarm water (<122° F/ 50° C) with a mild detergent.
Never use detergents containing abrasives and solvents.

Warning: Scouring powder and similar substances will scratch surfaces.

All installation is subject to local code and jurisdiction. Consult a qualified electrician to ensure correct branch circuit conductor. The installer must ensure that the ceiling can support the luminaire's weight. The installer must if necessary reinforce the ceiling structure by adequate means.



Due to possibility of personal injury or property damage, always contact a qualified electrician for servicing or repair of this fixture. To avoid risk of electrical shock, personal injury, or death, disconnect power to fixture before servicing.



WIRING INSTRUCTIONS:
BLACK - LINE
WHITE - NEUTRAL
GREEN - GROUND
RED - 0-10V DIM POS (+)
BROWN - 0-10V DIM NEG (-)

CAP DIMMING WIRES
(SEPARATELY) IF NOT USED

FOR DIMMING WIRES USE
CLASS 1 WIRING METHODS

The installer must ensure
that the ceiling being used
can support the indicated
weight load.
The installer must if neces-
sary reinforce the ceiling
structure by adequate
means.

Ø 22.8": 2x "CLICK"
Ø 34.6": 1x "CLICK"

