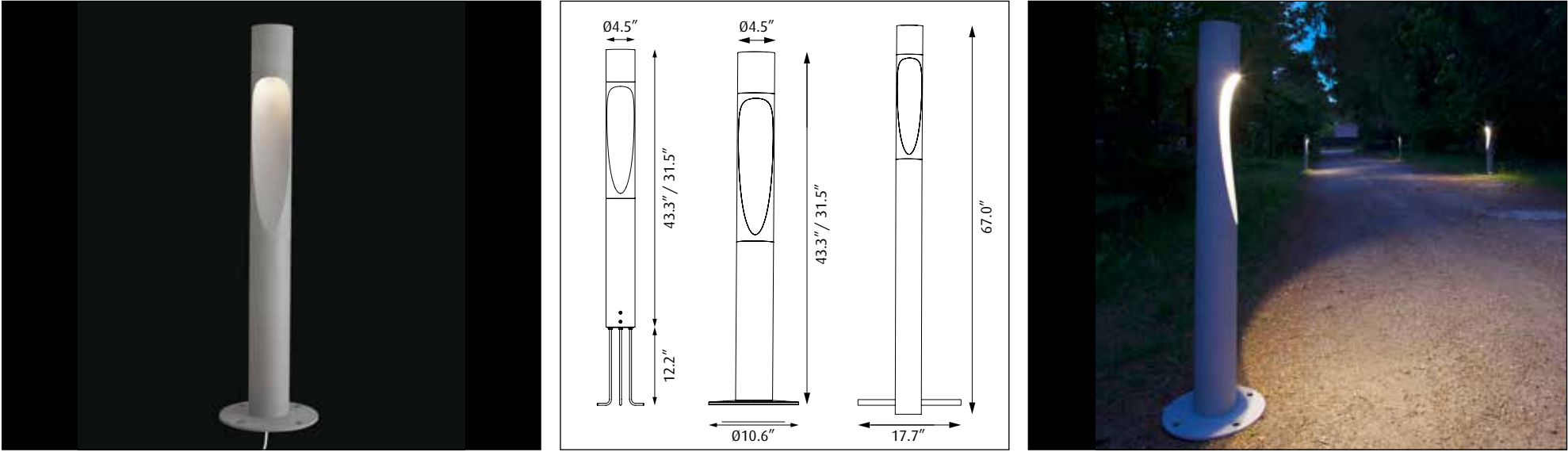


Design Christian Flindt




Light source	Voltage/frequency	Weight	Electric shock protection	Ingress protection	Impact protection
LED	120-277V	Max. 22.2 Lbs	Cl. I	IP65	IK10

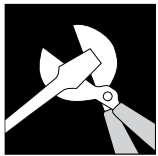
**Recommended cleaning substances:**  
Wipe off dust with a dry, soft cloth. Remove greasy spots etc. with a soft cloth dampened in lukewarm water (<122° F/ 50° C) with a mild detergent.  
Never use detergents containing abrasives and solvents.

Warning: Scouring powder and similar substances will scratch surfaces.

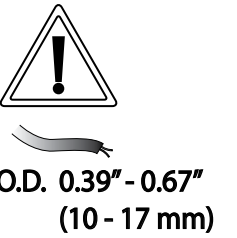
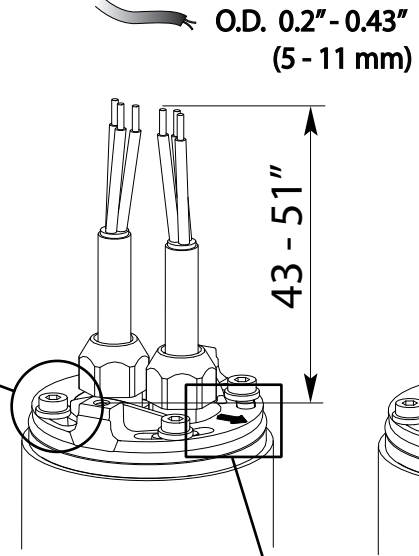
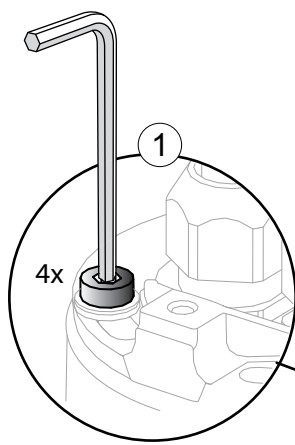
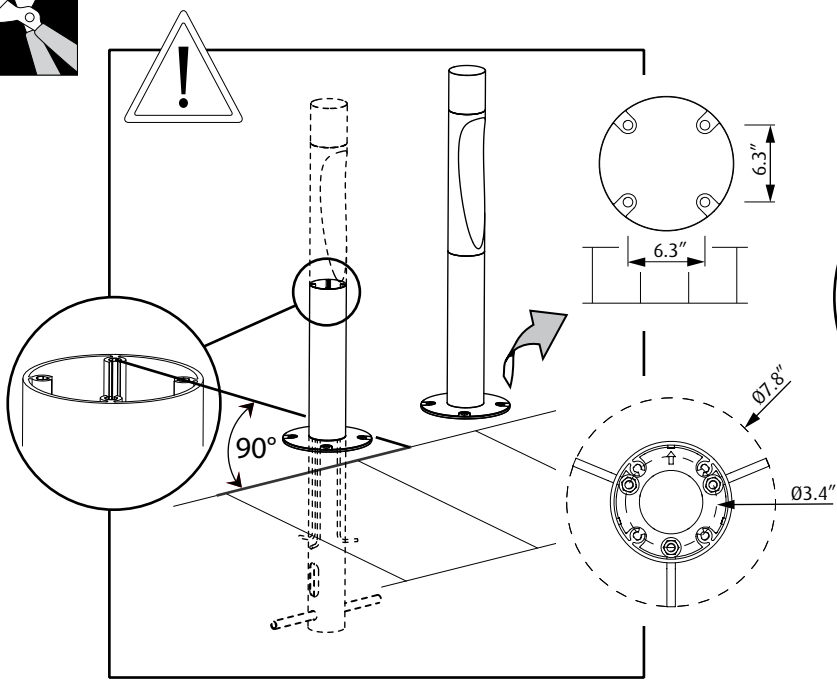
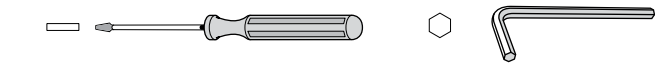
All installation is subject to local code and jurisdiction.  
Consult a qualified electrician to ensure correct branch circuit conductor.

The installer must ensure that the foundation is stable and can support the luminaire’s weight. The Installer must use proper means to secure the luminaire to the ground.

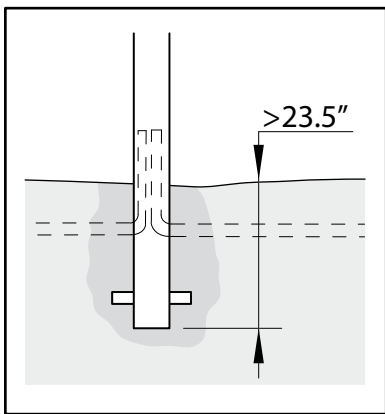
 Due to possibility of personal injury or property damage, always contact a qualified electrician for servicing or repair of this fixture. To avoid risk of electrical shock, personal injury, or death, disconnect power to fixture before servicing.



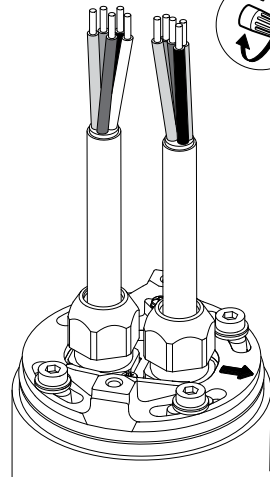
59044-11



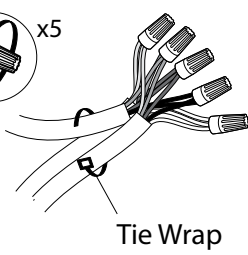

For direct burial:



Green (Ground)  
Black (Line)  
White (Neutral)  
Grey - (0-10V Dim -)  
Violet - (0-10V Dim +)



2



For dimming wires use  
class 1 wiring methods.  
Cap dimming wires  
(separately) if not used

